



TAI-SAW TECHNOLOGY CO., LTD.

No. 3, Industrial 2nd Rd., Ping-Chen Industrial District,
Taoyuan, 324, Taiwan, R.O.C.

TEL: 886-3-4690038 FAX: 886-3-4697532

E-mail: tstsales@mail.taisaw.com Web: www.taisaw.com


Product Specifications Approval Sheet


Product Description: SAW Filter 1600 MHz SMD 3.0X3.0 mm

TST Part No.: TA1172A

Customer Part No.: _____

Customer signature required
Company: _____
Division: _____
Approved by : _____
Date: _____

Checked by: _____ Kazuma Lee 

Approved by: _____ Francis Chen 

Date: _____ 02, 23, 2010

1. Customer signed back is required before TST can proceed with sample build and receive orders.
2. Orders received without customer signed back will be regarded as agreement on the specifications.
3. Any specifications changes must be approved upon by both parties and a new revision of specifications shall be released to reflect the changes.



TAI-SAW TECHNOLOGY CO., LTD.

No. 3, Industrial 2nd Rd., Ping-Chen Industrial District,
Taoyuan, 324, Taiwan, R.O.C.

TEL: 886-3-4690038 FAX: 886-3-4697532

E-mail: tstsales@mail.taisaw.com Web: www.taisaw.com

SAW Filter 1600 MHz

MODEL NO.:TA1172A

REV. NO.:1

A. MAXIMUM RATING:

1. Input Power Level: +10 dBm
2. DC Voltage : 3V
3. Operating Temperature: 0°C to +50°C
4. Storage Temperature: -40°C to +85°C

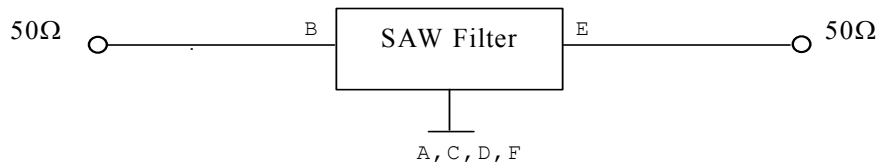
RoHS Compliant
Lead free
Lead-free soldering

B. ELECTRICAL CHARACTERISTICS:

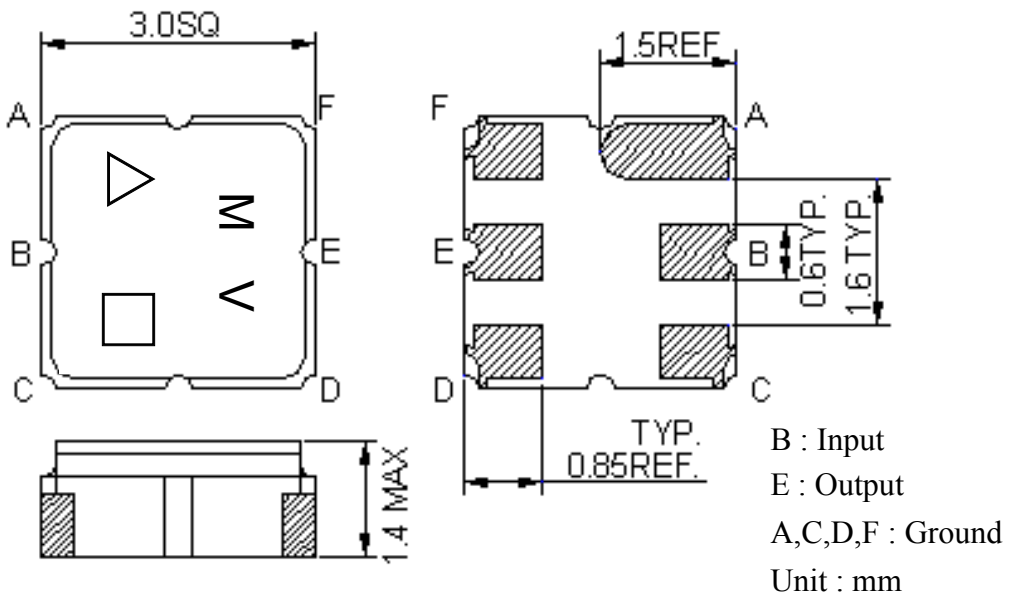
Item	Unit	Min.	Type.	Max.	Note
Center Frequency Fc	MHz	-	1600	-	-
Insertion Loss (1597.5~1602.5 MHz) IL	dB	-	2.8	4	-
Amplitude Ripple (1597.5~1602.5 MHz)	dB	-	0.1	1.0	-
-1dB Bandwidth	MHz	5	42	-	-
VSWR (1597.5~1602.5 MHz)		-	1.6	2.1	-
Attenuation (Reference level from 0 dB)					
DC ~ 100 MHz	dB	60	70	-	-
100 ~ 1532 MHz	dB	40	50	-	-
1532 ~ 1538 MHz	dB	30	50	-	-
1661 ~ 1668 MHz	dB	30	47	-	-
1668 ~ 2500 MHz	dB	40	48	-	-

C. MEASUREMENT CIRCUIT:

HP Network analyzer

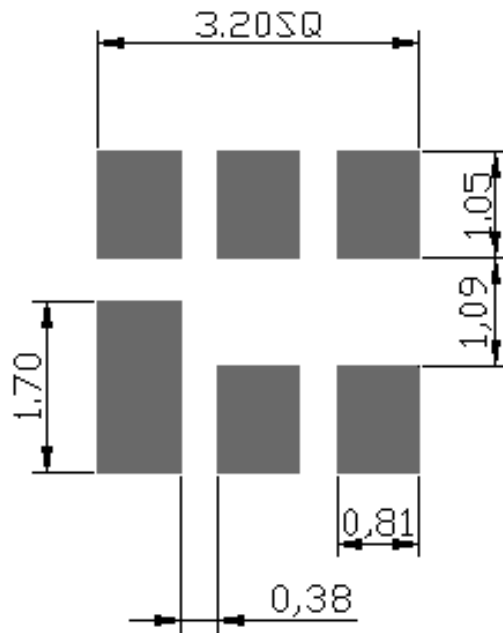


D.OUTLINE DRAWING:

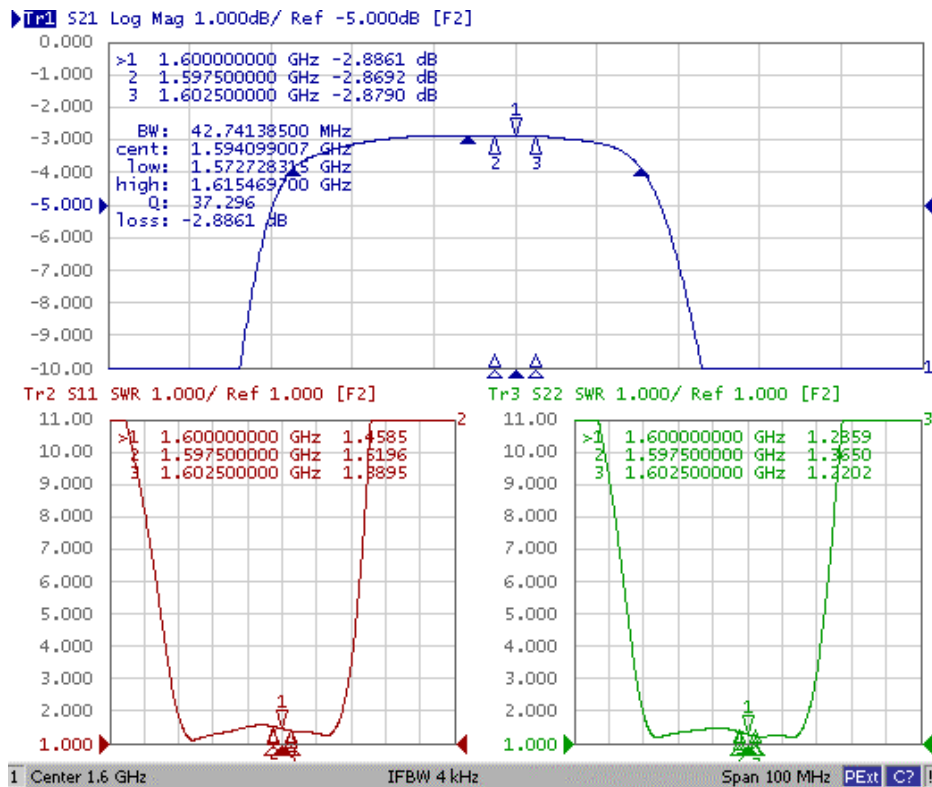
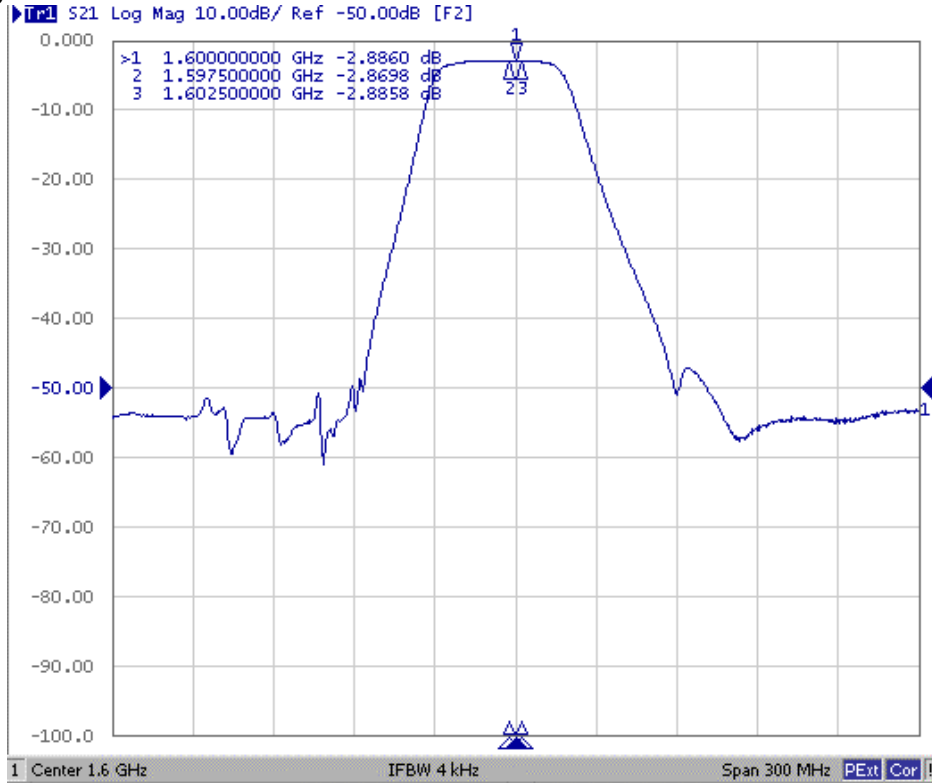


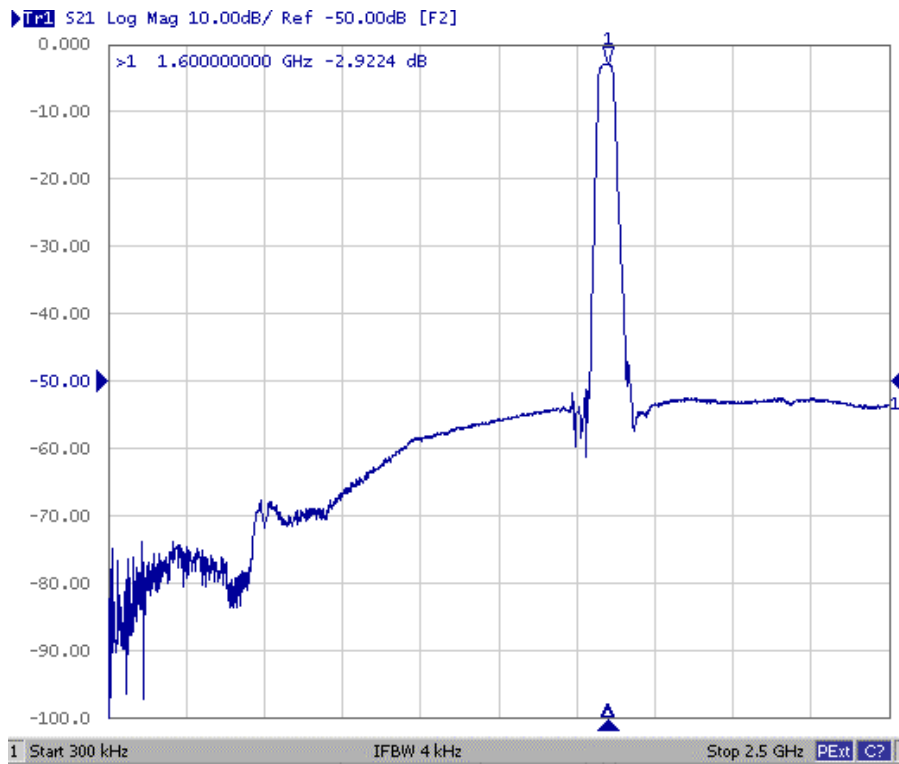
- △ : Year Code (2006->6, ..., 2009->9)
- : Date Code (W01->A, W02->B, ..., W27->a, ..., W52->z)

E. PCB Footprint:



F. Frequency Characteristics :

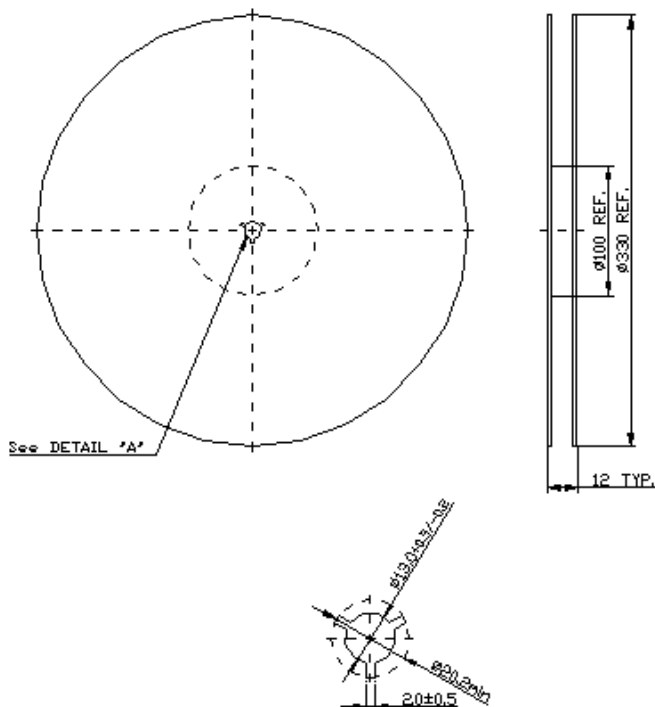




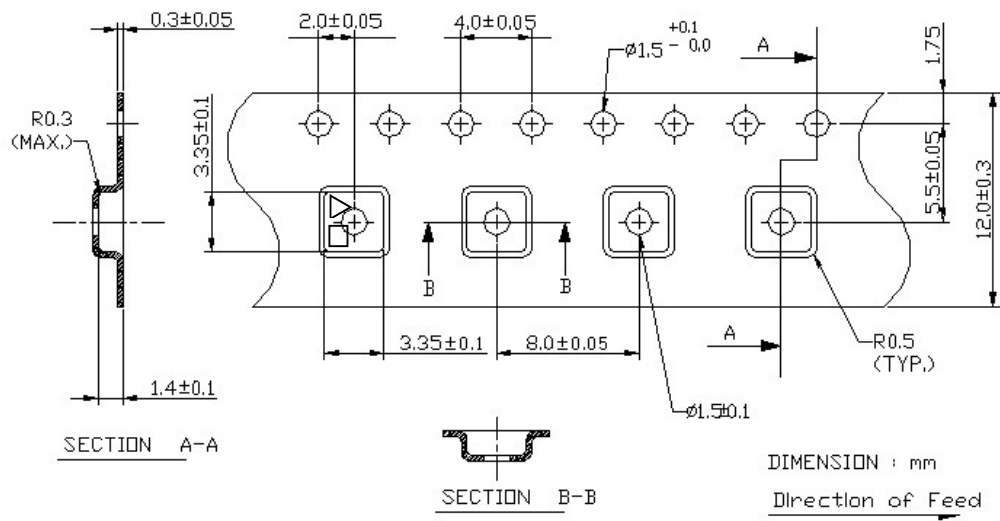
G. PACKING:

1. REEL DIMENSION

(Reel Count : 7"=1000 ; 13"=3000)



2.TAPE DIMENSION



H. RECOMMENDED REFLOW PROFILE :

